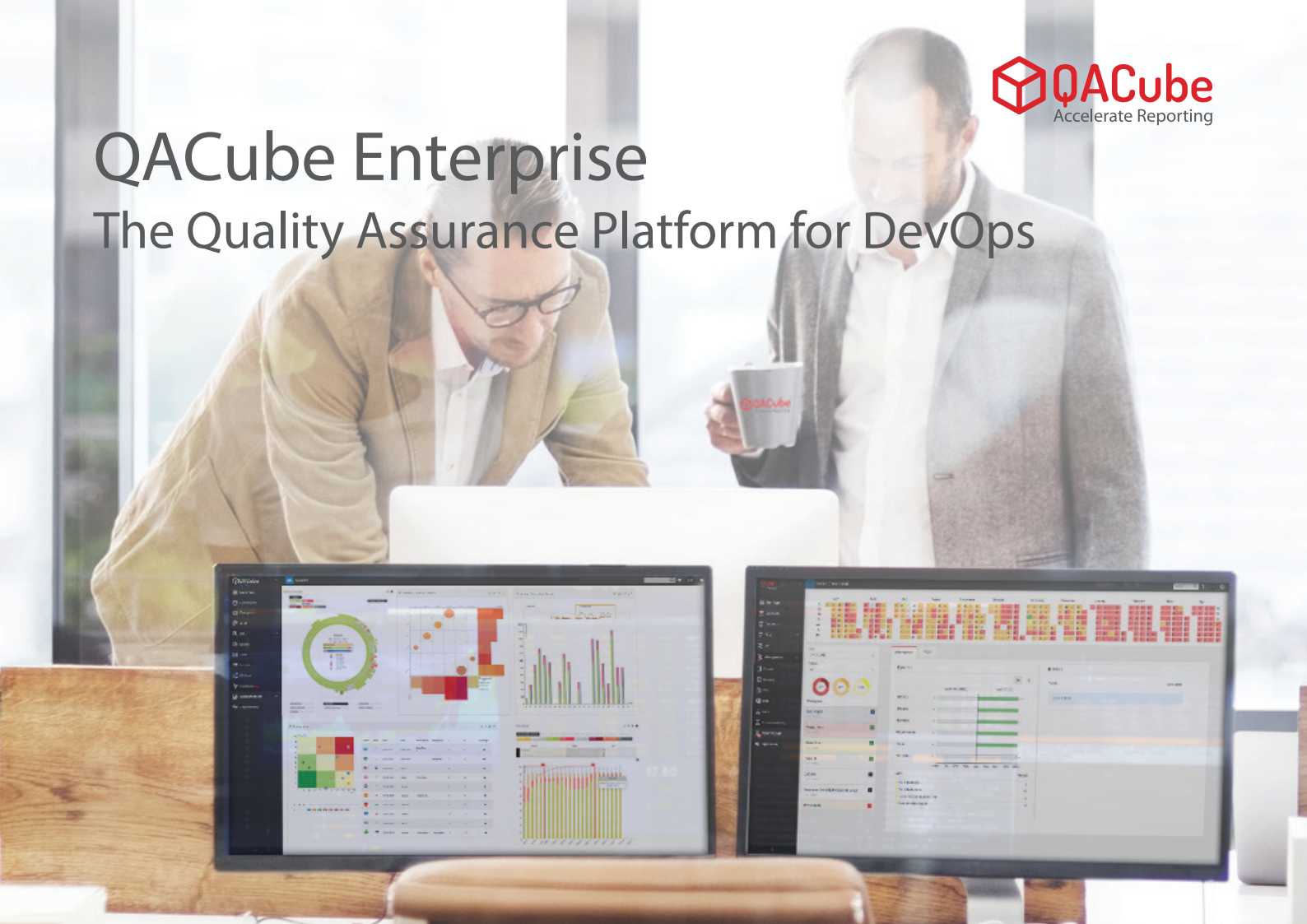


QACube Enterprise

The Quality Assurance Platform for DevOps



About QACube

Most testing solutions generate a plethora of reports that show activities and volumes but fall short when it comes to seeing the time series of changes in the Software Testing Life Cycle. The typical company has approximately 50 disparate ALM tools and this makes reporting across testing tools a significant challenge without major aggregation efforts. In dynamic software delivery environments, enterprises need to see their results across projects, clusters, technologies, departments, geographies and testing tools in order to make sound strategic decisions. At every level, there is a need to drill down to get to the root source and to identify defects as early as possible in the Software Delivery Life Cycle to save costs and valuable time.



The QACube Difference

Automates Data
Consolidation and
Aggregation

Delivers QA Visual
Analytics Across
QA Tools and Projects

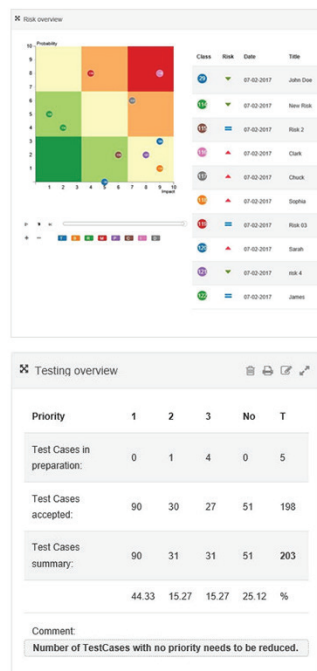
Leverages the
Full Power of
Your Test Assets

QACube Delivers Collaboration and Visibility

QACube is a visual analytics and reporting solution that shows delivery teams the early warning signs, including where to look for hidden bottlenecks and testing shortcomings. This makes testing more systematic, and delivery results more predictable, giving test managers more control over the entire process. Robust test management analytics and visual analytics reporting, with QACube enable the testing teams to collaborate and work efficiently and effectively while easily providing the exact dashboard that they need.



Figure 1 - Critical ALM Information – All in One



- On Track
- To Monitor
- Action Required
- No status

Figure 2 - Cross Project Comparison in the Portfolio View

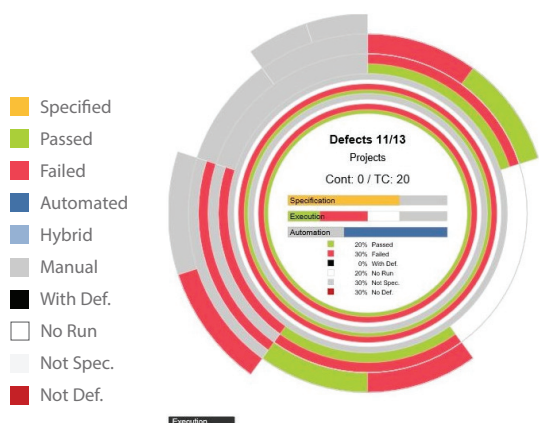


Figure 3 - Quality is Constantly Changing - Follow it!

Management Dashboard

QACube transforms the current outdated testing approaches for management reporting and analytics and brings innovation, strategic decision making and successful outcomes to achieve the KPIs. It also helps larger partner companies perform impeccably and provides overarching visibility and governance over disparate testing projects and testing tools.

"We used to use Excel for all of our test reporting and we found that it can be used for operation lists but lacks the ability to deliver meaningful information for controls, monitoring and strategic decisions to achieve our KPIs."

Head of Testing,
Global Health and Life Insurance Company

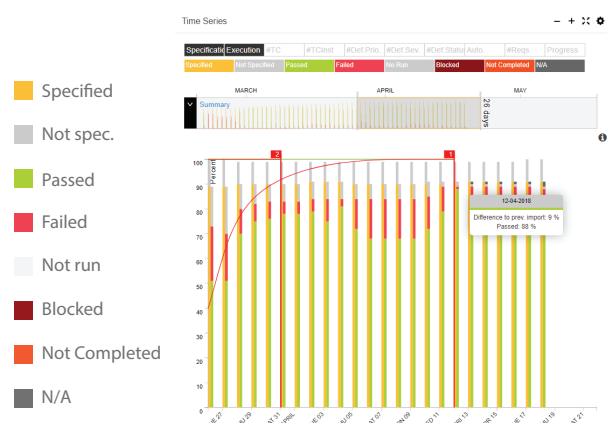


Figure 4 - Time Series Overview to Accelerate Decision-Making

Reporting Across the Entire ALM

We provide our clients with a team of experts, efficient testing solutions, along with the QACube visual analytics and management dashboards reporting to keep pace with applications. QACube uniquely provides a view across projects, clusters, teams, geographies with integration to popular ALM/software testing and development tools like **Bugzilla**, **CA Agile Central (formerly Rally)**, **GitHub**, **GitLab**, **HP QC Enterprise**, **Jenkins**, **JIRA**, **Redmine**, **Microsoft Excel**, **Microsoft Visual Studio Team Foundation Server**, **Tasktop**, **Tricentis Tosca**, **SonarQube**, **Spira Test**, **XML**, **Xray** and more.

Designed specifically for collaboration and decision-making across the Application Life Cycle, our clients are enabled with powerful information to achieve unprecedented software quality.

QACube Aggregates and Consolidates QA Information from any Project




Figure 5 - The Quality Assurance Platform (with QACube)

Why QACube?

Visual Analytics for ALM

Transparency Across Projects and Tools

All-in-One Views

Make Agile Decisions

Save Resources, Time and Costs

Our Expertise

Deep Industry Expertise for Financial Services, Multi-Nationals in Dynamic, Long Term Projects

Risk Avoidance - Unprecedented Quality with Low Risk

Deep Domain Knowledge Across the Software Delivery Lifecycle

ALM Reporting and Analytics

Our Global Partners



+ many regional partners

[Request a Demo](#)

[Contact us](#)

info@qacube.com

QA Cube Switzerland (HQ)

IBM Center
Vulkanstrasse 106
8048 Zurich, Switzerland

QA Cube Austria

SATURN Tower
Leonard-Bernstein-Straße 10
1220 Vienna, Austria

QA Cube Germany

Design Offices Frankfurt Westendcarree
Gervinusstraße 17
60322 Frankfurt am Main, Germany

QA Cube Serbia

Futoški put 93b
21000 Novi Sad, Serbia

Branch Office Belgrade
Navigator II Business Center
Milutina Milankovica 1i, 6th floor
11070 Belgrade, Serbia

QA Cube Poland

Powstańców Śląskich 7a
53-332 Wrocław, Poland

Branch Office Krakow
KBP200 Office
Krakowska 280, 2nd floor
32-080 Zabierzów, Poland

QA Cube Middle East

Al Khatem Tower, Floor 16, Office 103
Abu Dhabi Global Market Square
Al Maryah Island
Abu Dhabi, United Arab Emirates

